

# TORLYS

---

## pressure sensitive ADHESIVE

---

### Product Data Sheet and Installation Instructions

#### **DESCRIPTION: Pressure Sensitive Resilient Flooring Adhesive**

TORLYS Pressure Sensitive Adhesive is a solvent-free, acrylic, pressure sensitive adhesive formulated to install TORLYS EverWood Vista, TORLYS RigidWood Vista, Marquee By TORLYS Links and Fairways Vinyl, and regular vinyl tile and plank flooring. To insure product stability and reduce joint openings, TORLYS Pressure Sensitive Adhesive has been formulated to produce a firm bond line less susceptible to indentation and telegraphing. May be used over properly prepared porous and non-porous surfaces such as concrete, underlayment grade plywood, cementitious based patching compounds and levelers

#### **BENEFITS:**

- Non-Flammable
- Excellent moisture and alkali resistance
- Resists effects of plasticizer migration
- Low odor
- Easy to trowel
- Sets to a tough, permanent bond
- Easy clean up
- TORLYS Pressure Sensitive Adhesive has been assessed against the criteria of the Material Health category in the Cradle to Cradle Certified™ Product Standard and was awarded a Silver Level Material Health Certificate by the Cradle to Cradle Products Innovation Institute.

#### **PHYSICAL PROPERTIES:**

Weight/Gal: 8.2 lbs. / Gallon (3.7 kg / 3.79 litres)

Colour: Off-white

Consistency: Smooth paste

VOC: <1 gram/liter per SCAQMD Rule 1168

TORLYS Pressure Sensitive Adhesive is available in 4-Gallon pails (15.14 litre pails).

#### **STORAGE AND SHELF LIFE:**

Adhesive shall be stored in a dry, climate-controlled area. Adhesive is freeze-thaw stable for 5 cycles @ 0° F (-18° C) as tested according ASTM D7149 (Standard Practice for Determining Freeze-Thaw Stability of Adhesives). If adhesive has frozen, thaw under normal room temperature. Shelf life is one year in unopened, properly stored containers.

#### **CLEAN UP:**

Remove wet adhesive from flooring and tools with soapy water and a clean cloth. Use mineral spirits to remove dried adhesive. Do not apply solvents directly to flooring. Use caution **when handling flammable solvents**.

#### **ACCLIMATION:**

The area to receive flooring shall be fully enclosed, weather tight, with an installed operating HVAC system. The installation area, flooring materials and adhesive must be acclimated at a temperature between 65°- 85°F (18° C – 29° C) for 48 hours prior to, during and after installation. The relative humidity of the installation area shall be maintained between 35-55%.

**SURFACE PREPARATION:**

TORLYS Pressure Sensitive Adhesive can be used on porous and non-porous surfaces free of moisture. Surface to be covered must be dry, clean and smooth. Any foreign materials present such as paint, grease, oil, pen markings, adhesive residues, etc. that may prevent a proper bond or migrate to the surface causing a stain must be removed. Adhesive can be used on all grades of concrete on, above or below grade in the absence of moisture. Installation of a 0.010” / 10 mils (0.25mm) or greater effective moisture retarder is recommended directly under all on and below grade concrete floors with its integrity insured. Concrete shall be prepared according to the recommendations outlined in ASTM F710 (Standard Practice for Preparing Concrete Floors to Receive Resilient Flooring). Concrete floors shall be free from crazing, dusting, spalling and any curing or sealing compounds. Concrete floors shall be tested for moisture according to the latest revision of ASTM F2170 (Standard Test Method for Determining Relative Humidity in Concrete Floor Slabs Using in situ Probes) and ASTM F1869 (Standard Test Method for Measuring Moisture Vapor Emission Rate of Concrete Subfloor Using Anhydrous Calcium Chloride. When tested according ASTM F2170, the relative humidity shall not exceed 80%. When tested according to ASTM F1869, the moisture vapor emission rate shall not exceed 6 lbs./1000 sq.ft./24 hours. Wood floors must be double construction with a 1” (25.4mm) minimum thickness, structurally sound, securely fastened and free from deflection/spring. Top layer of wood shall be underlayment grade plywood. Cracks and uneven surfaces must be filled with an approved cement-based patching compound.

**APPLICATION:**




**Porous Substrates:** Apply adhesive with a 1/16” x 1/16” x 1/16” square notch trowel for materials with a gauge (thickness) of 0.080” (2mm) or greater. Use a 1/16” x 1/16” x 1/16” V-notch trowel for materials with a gauge (thickness) less than 0.080” (2mm).

**Non-Porous Substrates:** Apply adhesive with a 1/16” x 1/16” x 1/16” V-notch trowel for materials with a gauge (thickness) of 0.080” (2mm) or greater. Use 1/32” x 1/16” x 1/32” U-notch trowel for materials with a gauge (thickness) less than 0.080” (2mm).

Spread adhesive evenly using the recommended trowel. Hold trowel at a 60° angle. Replace trowels with worn notches. Do not re-notch worn notches.

Once applied, the adhesive must be allowed to dry to the touch. Adhesive will become translucent and no longer have a milky appearance. Dry time will be dependent upon substrate porosity, room temperature, humidity, and air circulation. Position flooring within 4 hours after the adhesive has dried to dry to the touch. Immediately roll flooring in both directions with a 100 lb. (45 kg) three-section roller.

If the adhesive remains uncovered longer than the recommended 4 hours, a loss of bond strength may result. The installer should not to spread more adhesive than can be covered with flooring within the 4-hour time frame.

TROWEL	SPACING	COVERAGE
	1/16” x 1/16” x 1/16” Square Notch	125-150 square feet per gallon
	1/16” x 1/16” x 1/16” V-Notch	165-200 square feet per gallon
	1/32” x 1/16” x 1/32” U-notch	225-250 square feet per gallon

**POST INSTALLATION:**

Prevent all traffic for a minimum of 24 hours. Restrict heavy traffic and rolling loads for a minimum of 72 hours after installation. Do not wash or begin maintenance procedures on the floor for a minimum of 5 days after installation to allow the adhesive to properly cure.

**GENERAL WARRANTY:**

TORLYS warrants its TORLYS Pressure Sensitive Adhesive to be free of all manufacturing defects. The warranty period shall be in place for one (1) year from the date of installation and will also be guided by the date of manufacture to insure the integrity of the formulation and that proper storage and shipment of same has taken place.

**PRECAUTIONS:**

Carefully read and follow all precautions and warnings. For complete safety information, refer to Safety Data Sheet (SDS) available from TORLYS Inc.

Made in the USA for TORLYS Inc.

Statements and recommendations made herein are based on tests believed to be reliable. However, no guarantee of their accuracy or completeness is made. Unless otherwise provided in written contract, products are sold without warranties or conditions expressed or implied. Purchasers must make their own tests to determine the suitability of our products for their particular purpose.